



www.wgbh.org/distance-learning-center

WGBH Distance Learning Center

Description of Service

WGBH and PBS have made resources available by grade level and subject area to support parents with distance learning. Resources are available for infants, toddlers, and children in Pre-K through 12th grade.

Instructions

1. Open your internet browser (Chrome, Safari, FireFox, etc.). Browse to:
www.wgbh.org/distance-learning-center



GBH Distance Learning Center

[HOME](#) [FOR EDUCATORS](#) [FOR FAMILIES](#) [QUICKSTART GUIDE](#) [CONTACT US](#)

As schools and students, families and educators adapt to the current health crisis, GBH — in partnership with the [Massachusetts Department of Elementary and Secondary Education](#), the [Massachusetts Department of Early Education and Care](#), GBY/New England Public Media, and The Basics — is supporting them by gathering some of our free, trusted digital resources from [PBS LearningMedia](#) and our award-winning educational [preschool programming](#). PBS LearningMedia resources span disciplines for grades PreK-12, are aligned to national and state standards, and include videos, comprehensive lessons, and other activities. [Family Activities](#) support learning and development for children ages 0 to 8. Start exploring your resource options below.

Resources By Grade Level



2. Select a resource by grade level or select Family Activities for activities for infants, toddlers, and children 3-8. Note: Activities for preschoolers can be found in the "K-2" grade range.



3. You can also browse for a resource by collection from the home page by selecting any of the collections available.



Family Activities

1. After selecting "Family Activities", select an age range. If you are looking for activities for a child 3-8, select an age range (either 3-5 or 6-8) for a child.



If you are looking for activities for an infant or toddler scroll down the page, and click on Infants and Toddlers.



2. Once you reach the page for the age range you selected, you will be able to view a list of resources (games, videos, hands-on activities, and apps). To get more information about a resource, click on the resource.

The resources for 3-8 year olds are listed by week and each week's resources has a common theme.

Week 12



I Need a Word
Grover and Dave use music to help identify their feelings.



Thank You Neighbors
Listen to this song about all the people who help in your community.



PBS Kids Games App
Download this app and try a new PBS Kids game.



Exploring Paper Airplanes
Make two paper airplanes and see which one flies farther.



Crane's Song
Listen to the book "Crane Song" and learn the crane's dance.



Play Letter Hopscotch
Jump from letter to letter in this fun game of hopscotch.

Week 11


- Activity - Resources labeled as an "Activity" will take you to a document or webpage that describes the activity.
- Video - Resources labeled as a "Video" will take you the specified video.
- App - Resources labeled as an "App" will take you to a page with more information about the App and how to download and install it on a tablet (e.g. Apple iPad) or smartphone (e.g. Apple iPhone, Samsung Galaxy).
- Game - Resources labeled as "Game" will take you to a webpage with the game.



Exploring Paper Airplanes
Make two paper airplanes and see which one flies farther.



Thank You Neighbors
Listen to this song about all the people who help in your community.



PBS Kids Games App
Download this app and try a new PBS Kids game.



Arthur's Reading & Rapping Game
Arthur discovers that sharing isn't always easy.

The resources for infants and toddlers are organized into resources available in English and Spanish. The resources available in English are at the top of the page.

Family Fun At Home: Infants And Toddlers

Check out these early learning resources and sign up for the free [Basics Insights](#) text messaging program. Resources available in English and [Spanish](#).



Singing & Dancing

Music and movement are a way to promote healthy physical activity. Watch the learning and fun that happens when families dance and sing together.



Talking & Listening

Watch how these families turn everyday situations into opportunities to talk with their infants and toddlers.



Cooking With Math

There's a lot for toddlers to do in the kitchen. Try these ideas with your child as you cook.



Tell Stories

The more you talk with babies, the more language they will learn. Try telling a story as you go about



How Does It Feel?

Babies are curious about different textures. Check out these fun ways to let babies investigate how things



Dance Party

Try this fun dancing activity with your toddler!

Scroll down the page to access the resources available in Spanish.

Bebés Y Niños Más Grandecitos

Mira estos recursos de aprendizaje temprano e inscribirse para recibir gratis el programa de mensajes de texto [Basics Insights](#).



Leyendo Y Escuchando

Los niños aprenden vocabulario a través de experiencias tempranas con libros. Mira cómo las familias hacen de la lectura una rutina diaria.



Explorando Y Descubriendo

Los bebés y los niños más grandecitos son curiosos por naturaleza. Este video les muestra maneras en que las familias estimulan a los pequeños a interesarse por el mundo que los rodea.



Cantando Y Bailando

La música y el movimiento son maneras de promover la actividad física. Mira cómo aprenden y se divierten las familias cuando cantan y bailan juntos.



En El Baño Cantamos Juntos!

Miran este video con su niño más grandecito acerca de aprender a ir al baño.



¡Qué! Visita A La Doctora

Miran este video con su niño más grandecito acerca de la vez que Daniel fue al doctor.



Catalina Se Enoja

Miran este video con su niño más grandecito acerca de lo que pueden hacer cuando se ponen de mal humor.

Resources by Grade Level

1. After selecting a grade level from the WGBH Distance Learning home page, you will be able to view the resources available. The resources are organized by subject matter (for example: Science, Math, English Language Arts, Math).

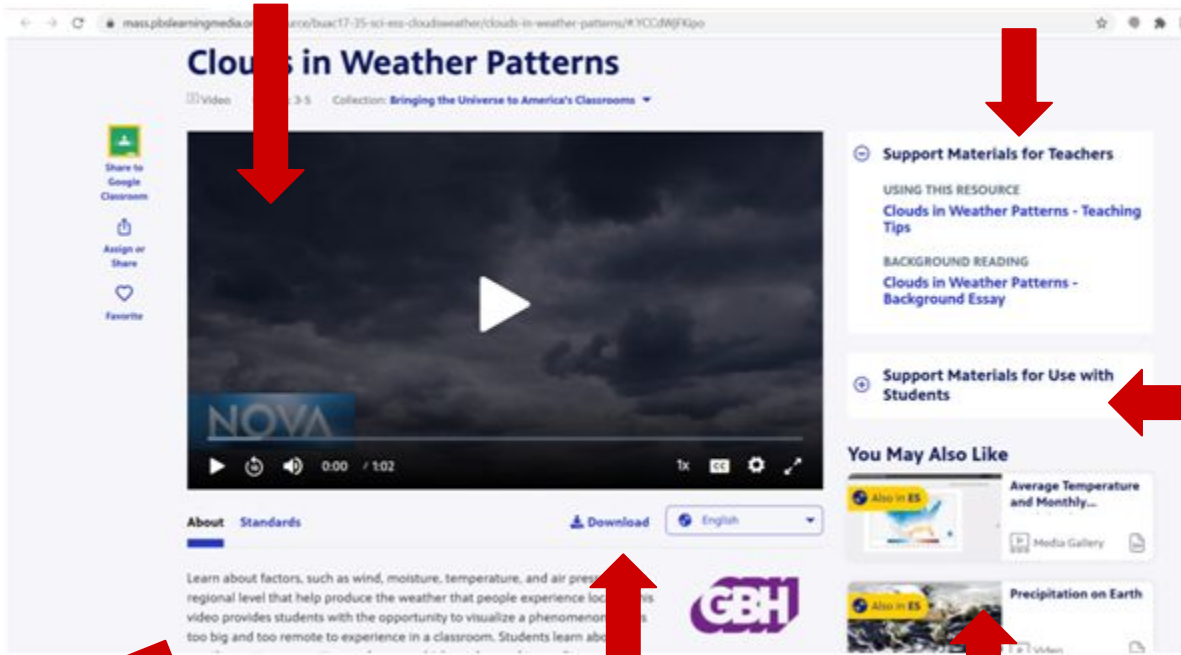
The screenshot shows the WGBH Distance Learning website interface. At the top is a purple navigation bar with the WGBH logo, a play button icon, the text "WGBH Distance Learning", the Cambridge logo, a "Donate" button, a search bar, and a menu icon. Below the navigation bar, the page is titled "Science" in a blue font. Under the "Science" heading, there are four resource cards arranged in a 2x2 grid. Each card includes a thumbnail image, a title, a "What Students Do" description, and a "Length" in minutes. The Science resources are: "Evidence Of Weather" (10-20 minutes), "Changing Position Of The Sun In The Sky" (30-40 minutes), "PEEP And The Big Wide World: Weather Factors" (60 minutes), and "Plum's Island Explorer: Land And Water" (30-40 minutes). Below the Science section, the page is titled "Math" in a blue font. Under the "Math" heading, there are five resource cards arranged in a 2x3 grid (with the last cell empty). Each card includes a thumbnail image, a title, a "What Students Do" description, and a "Length" in minutes. The Math resources are: "Metric System Basics" (30-40 minutes), "Playing Games With The Hundreds Chart | Peg + Cat" (30-40 minutes), "GASHA GO!" (30-40 minutes), "Enough With The Seashells | Sid The Science Kid" (30-40 minutes), "Shape Hunt Adventure - The Cat In The Hat | PBS KIDS Lab" (30-40 minutes), and "Bathtub Splash | Peg + Cat" (10-20 minutes).

2. Select a resource to get more information about the resource. Click on the Play button, "Next" button, or "Launch" to begin the resource.

Resources may contain some or all of the following items:

The Play, “Next”, or “Launch” button to start the resource will be located in this window.

Support Materials for Teachers -When available, this section includes resources you may use to teach the activity. Click on the plus (+) sign to expand the section to view the materials.



Support Materials for Use with Students - When available, this section includes activities and materials that will assist with completing the activity. Click on the plus (+) sign to expand the section to view the materials.

About - This section is a description of the resource.

Download - If a resource is available to be downloaded, click on the “Download” button to download the resource.

You May Also Like - This section includes resources that are for the same grade level as the resource you are viewing and address a similar topic.

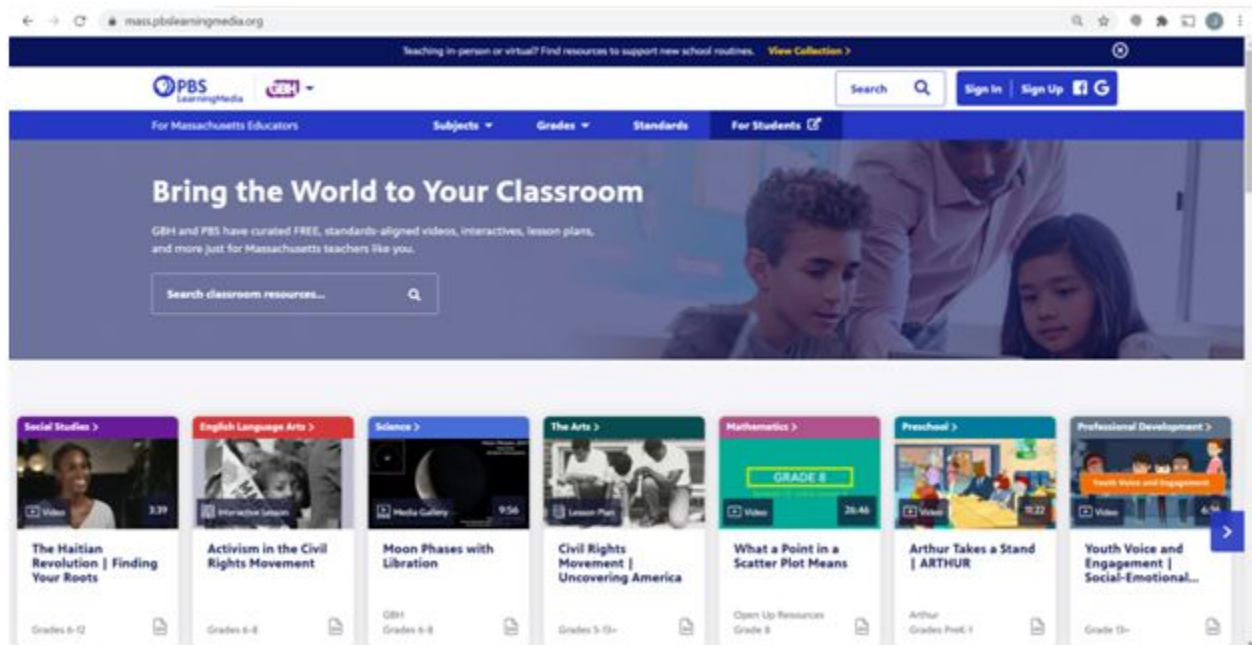
More from the (Name of the Collection) Collection - This section at the bottom of the resource includes other resources from the same collection of which the resource you are viewing is part.



Searching the Resources

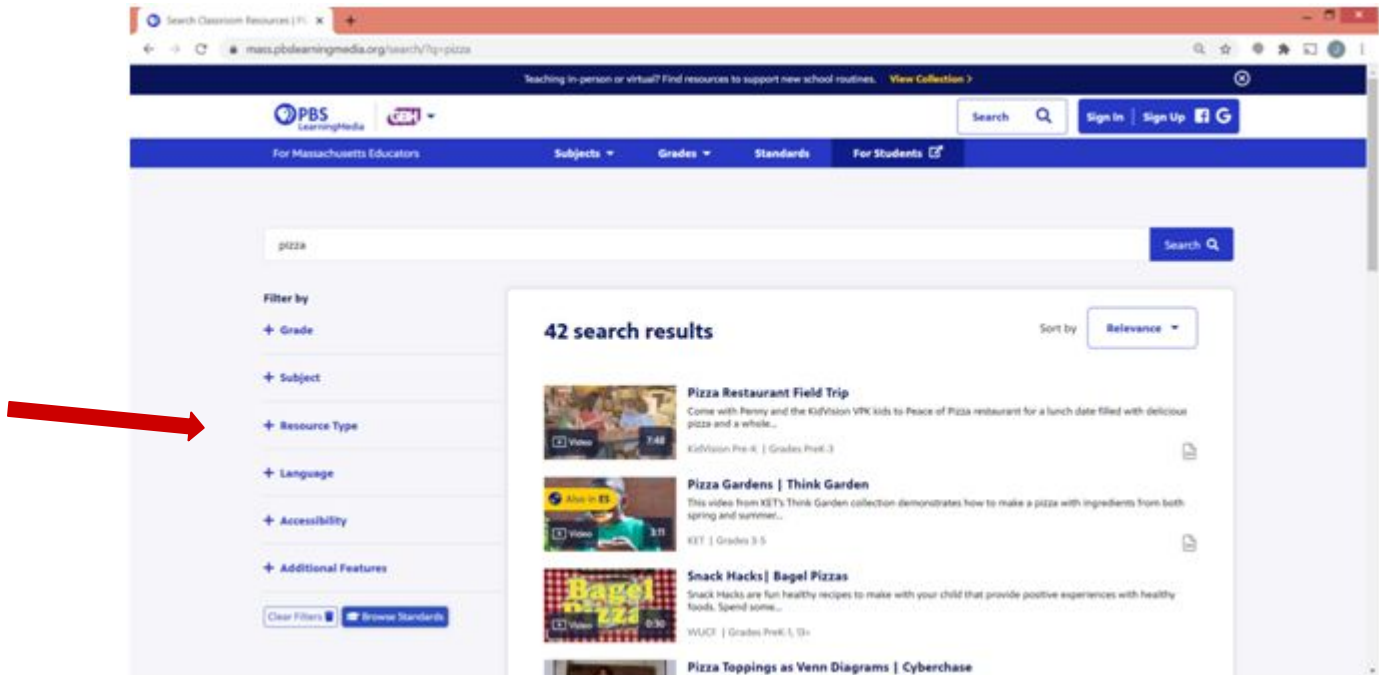
If you would like to search for a resource by a topic, do the following:

1. Go to <https://mass.pbslearningmedia.org/>.
2. In the right corner, click on search and enter the keyword you would like to search.

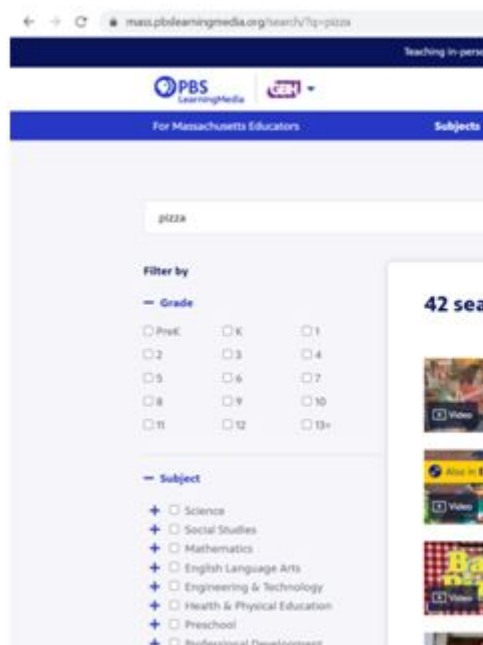


3. For the search below, "pizza" was the keyword entered for the search. When completing your search, use the word or words that best describe the resources you would like to find.

To narrow your search results, you can use the "Filter By" area on the left side of the screen and select all filters that are important for your search. To expand any sections to see more items to filter, click on the plus (+) symbol.

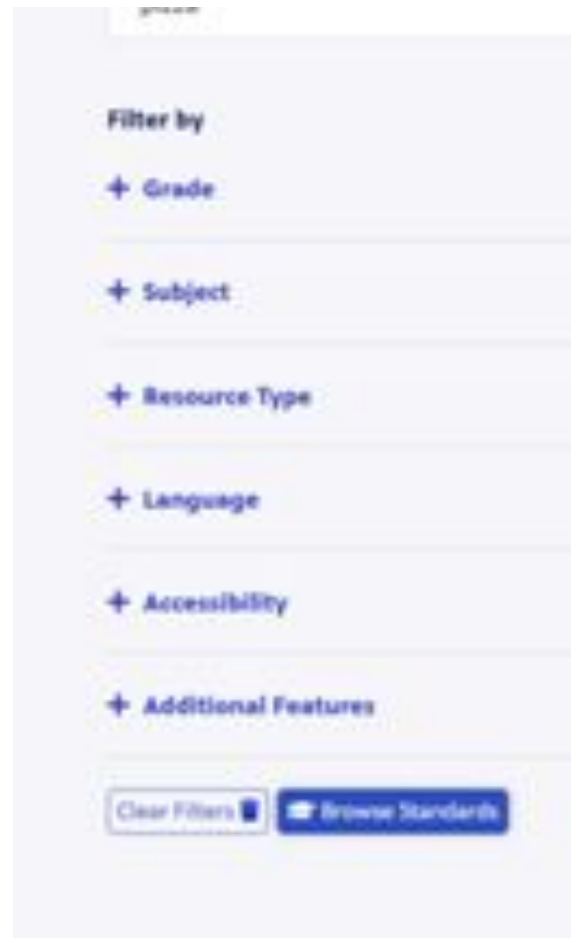


After expanding a section, it will look like this:



The “Filter By” section contains the following items, which you can use to narrow your search:

- Grade - Select the grade level of the resource you would like to find. You can select one or more grades from Pre-K to 12th grade.
- Subject - Select the subject in which you would like the resource to be. Options for the subject include, for example, social studies, mathematics, preschool, and the arts.
- Resource Type - Select the type of resource (for example, a video, audio, webpage, or lesson plan) that you would like to find.
- Language - Select English and/or Spanish for the language in which the resource is available.
- Accessibility - Check one of the available options if you would like to find an accessible resource. Options to select include captions, transcripts, and descriptive videos.
- Additional Features - If you want to ensure the resource you select has support materials or is available to download, check the appropriate box in this section.



If you want to clear the filters from your search and return to your search results, click on the Clear filters at the bottom of the list of the filters.

4. Select a resource from your search to learn more about the resource. Click on the Play button, "Next" button, or "Launch" to begin using the resource.

Congratulations! You are now able to find distance learning resources!