



my.nicheacademy.com/bostonpublic

Boston Public Library Niche Academy

A Boston Public Library Niche Academy fornece tutoriais curtos para usar sites e outros recursos da biblioteca. Aqui estão as instruções sobre como encontrar e conhecer os tutoriais no site my.nicheacademy.com/bostonpublic.

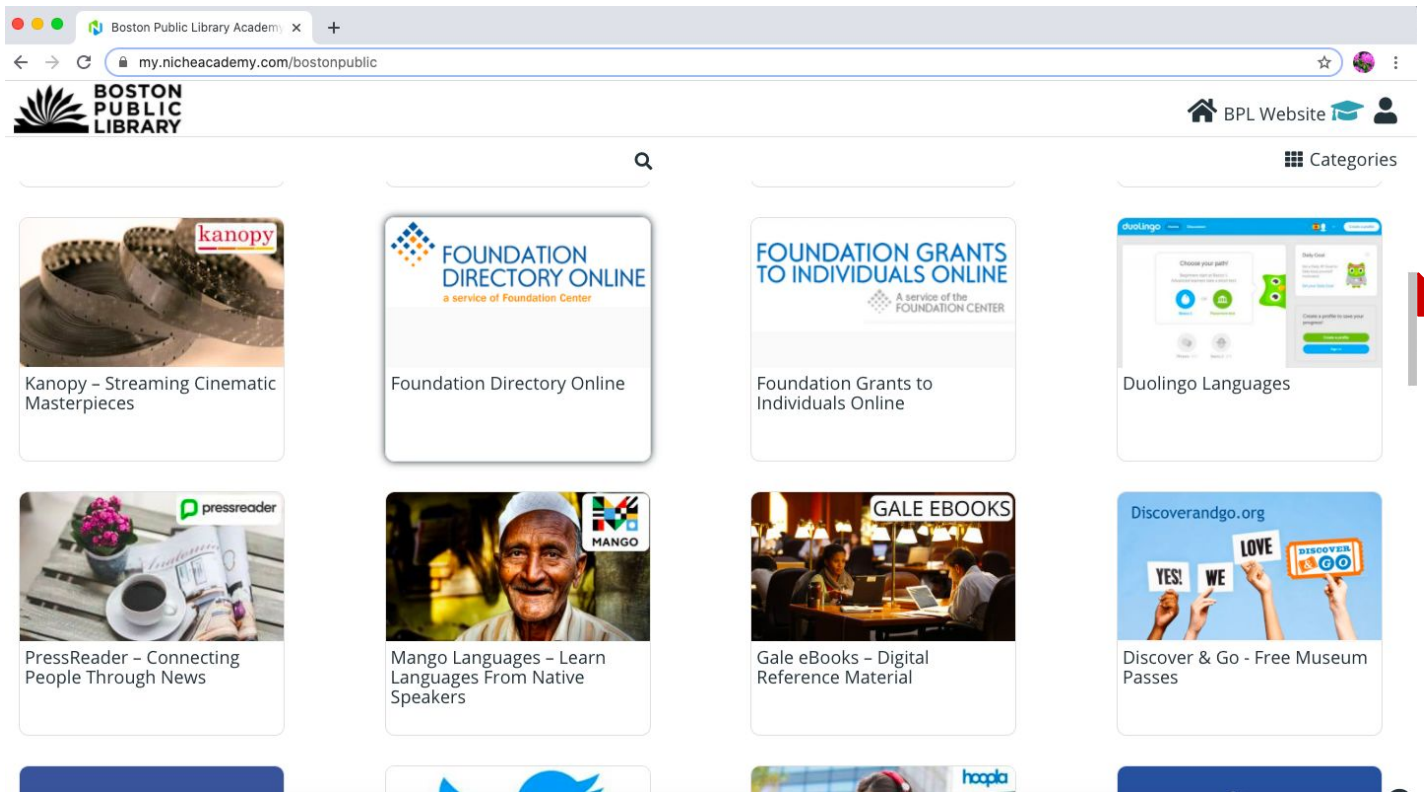
Instruções:

- 1) Abra seu navegador de internet (i.e. Chrome, Internet Explorer, Safari, etc.) e acesse o site da Niche Academy: <https://my.nicheacademy.com/bostonpublic>

The screenshot shows a web browser window with the address bar containing my.nicheacademy.com/bostonpublic. A red arrow points to this address. Below the browser, the website header includes the Boston Public Library logo, a search icon, and a 'Categories' menu. The main content area is a grid of tutorial cards:

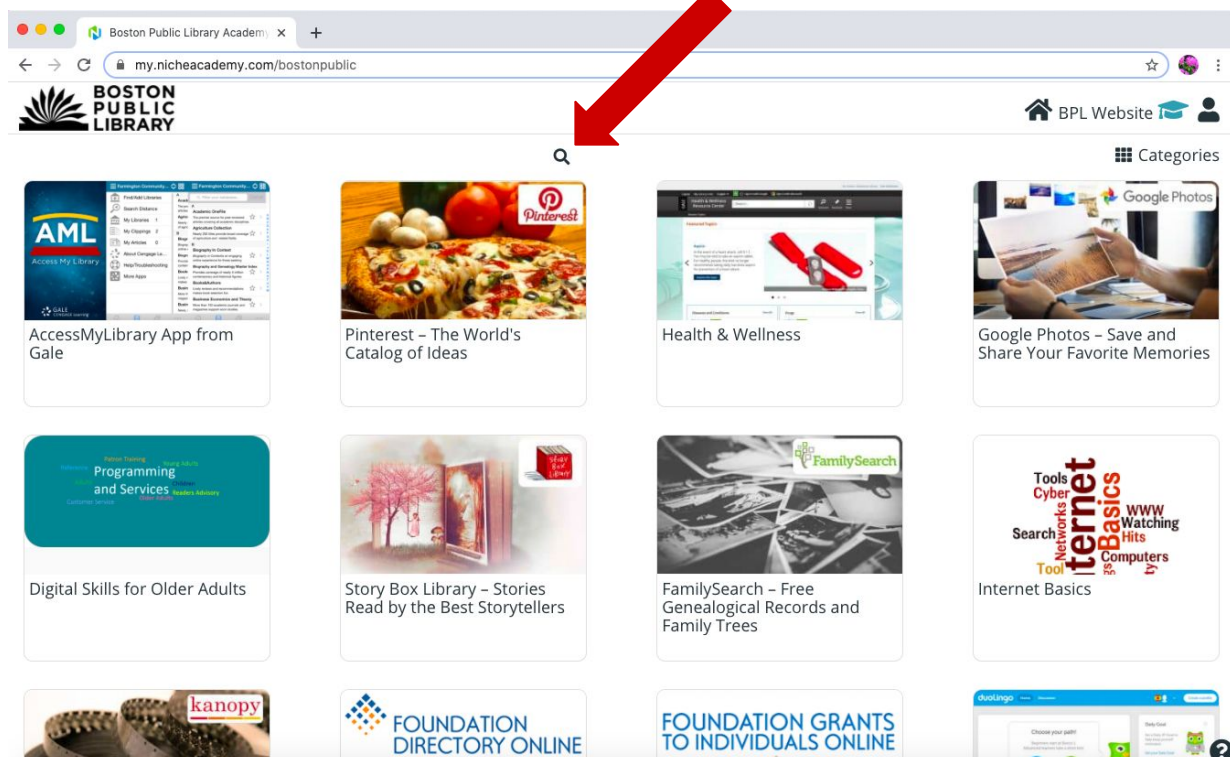
- AccessMyLibrary App from Gale
- Pinterest – The World's Catalog of Ideas
- Health & Wellness
- Google Photos – Save and Share Your Favorite Memories
- Digital Skills for Older Adults
- Story Box Library – Stories Read by the Best Storytellers
- FamilySearch – Free Genealogical Records and Family Trees
- Internet Basics
- Kanopy
- FOUNDATION DIRECTORY ONLINE
- FOUNDATION GRANTS TO INDIVIDUALS ONLINE
- AvodIngo

2) No site, você pode navegar pelos tutoriais percorrendo a página inicial. Use o trackpad do seu computador ou a barra lateral para rolar a tela.



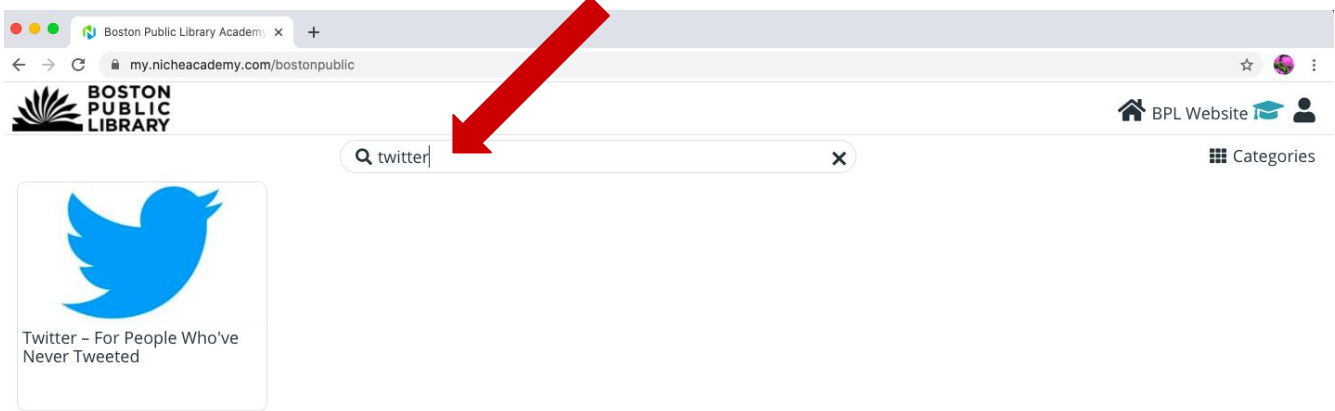
3) Para pesquisar um tutorial específico, clique no símbolo da lupa e digite o seu tópico.

Clique na lupa

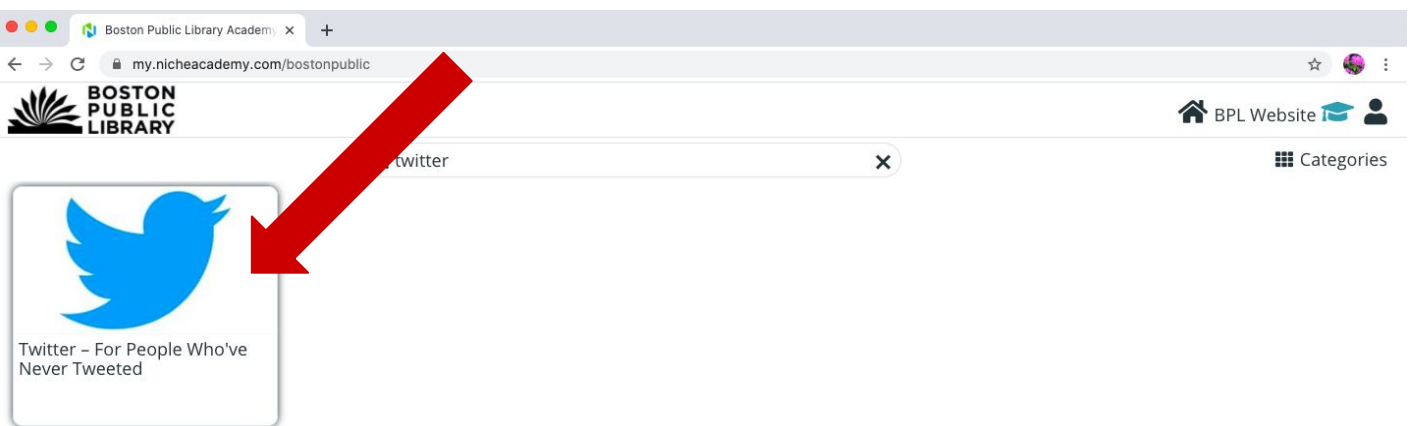


Continua...

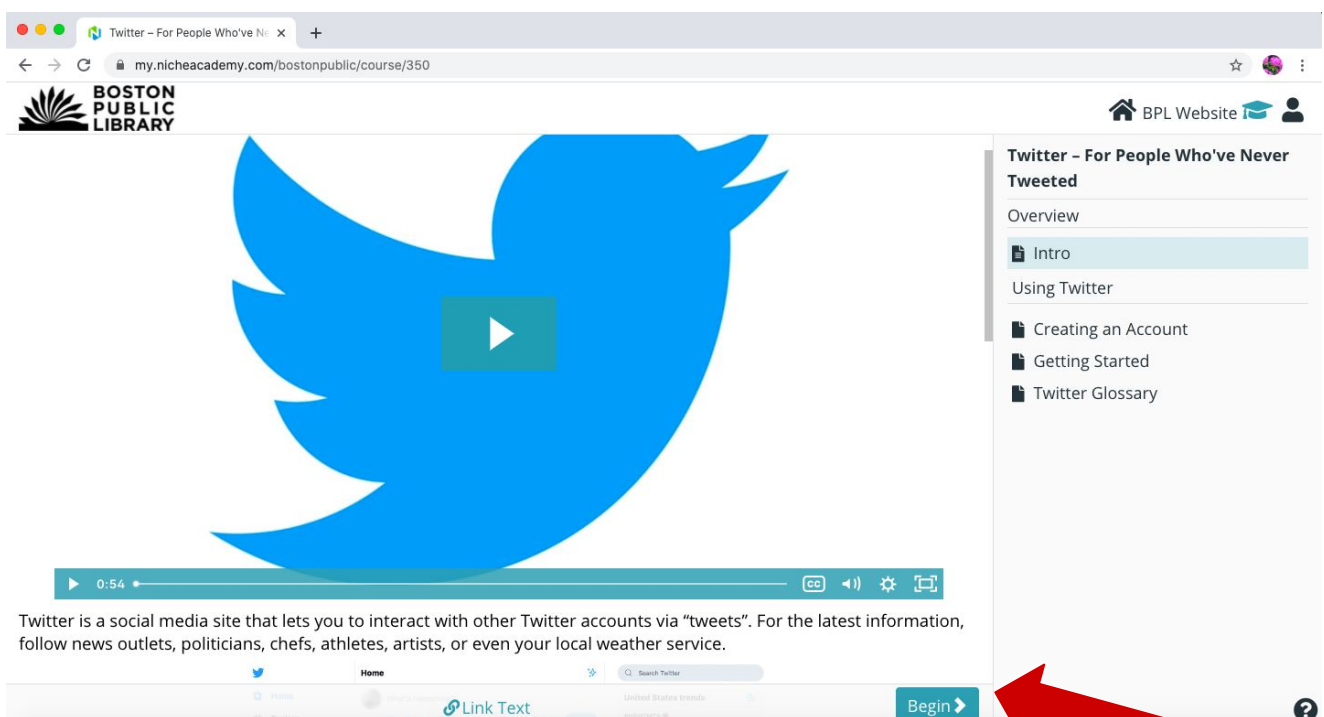
Digite o seu t3pico na barra de pesquisa



4) Clique no tutorial que voc3e gostaria de ver.



5) Veja as instru33es de 'Intro' assistindo ao v3deo ou lendo as instru33es e pressione o bot33o 'Begin' para continuar para a pr3xima etapa.



6) Siga as instruções da próxima etapa assistindo ao vídeo ou lendo as instruções. Ao concluir a etapa, pressione o botão 'Next' para continuar. Você também pode pressionar o botão 'Prev' para voltar à etapa anterior.

my.nicheacademy.com/bostonpublic/course/350/lesson/615

BOSTON PUBLIC LIBRARY

BPL Website

TWITTER

Creating an Account

To create a Twitter account, click the "go to Twitter" link in this tutorial. Once on the homepage, click Sign Up to create a new account.

← Prev Link Text Next →

Twitter – For People Who've Never Tweeted

- Overview
- Intro
- Using Twitter
 - Creating an Account
 - Getting Started
 - Twitter Glossary

7) Quando terminar de ler seu tutorial, clique no logotipo 'Boston Public Library' no canto superior esquerdo para retornar à página inicial e navegar por mais tutoriais.

my.nicheacademy.com/bostonpublic/course/350/lesson/617

BOSTON PUBLIC LIBRARY

BPL Website

The Twitter Glossary

The Twitter Glossary includes vocabulary and terminology used to talk about features and aspects of Twitter.

@

The @ sign is used to call out usernames in Tweets: "Hello @twitter!" People will use your @username to mention you in Tweets, send you a message or link to your profile.

@username

A username is how you're identified on Twitter, and is always preceded immediately by the @ symbol. For instance, Katy Perry is @katyperry.

#

See "hashtag."

Alerts (n.)

Twitter Alerts enable public safety agencies to inform people during emergencies by highlighting critical time-sensitive content with notifications and a unique look.

← Prev Link Text Next →

Twitter – For People Who've Never Tweeted

- Overview
- Intro
- Using Twitter
 - Creating an Account
 - Getting Started
 - Twitter Glossary

Parabéns por encontrar e seguir um tutorial!