



[Bpl.org](http://Bpl.org)

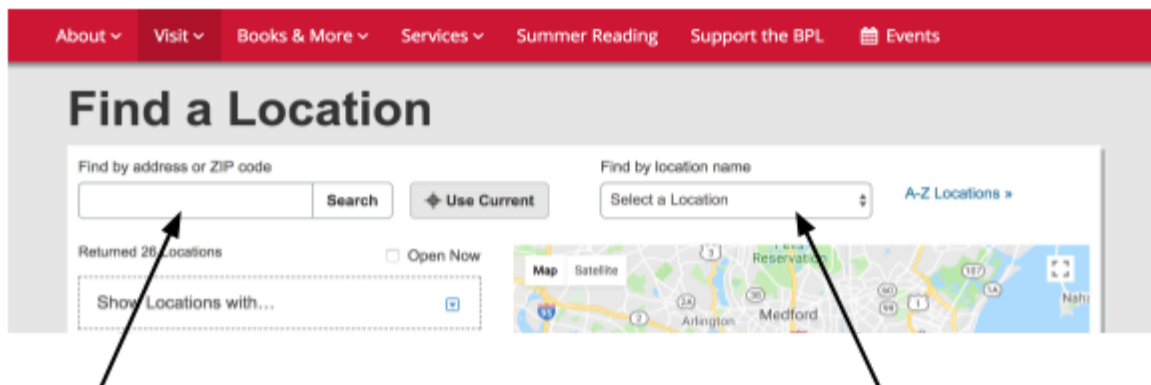


The Boston Public Library (BPL) website offers a wealth of online resources. Any resident of Massachusetts can register for a library card. You can use the BPL website to request books, movies, and music, download electronic books on your devices, or view upcoming events at different BPL branches.

Let's begin by finding the branch closest to you. From [Bpl.org](http://Bpl.org), click Visit at the top of the page and then click "Branch Libraries"



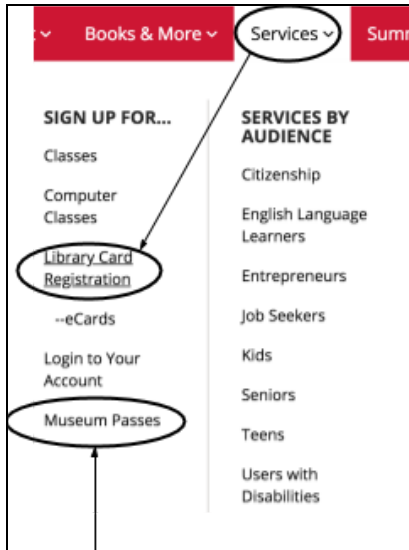
There are a two ways to find your closest library



Type your zip code here

**Or**

Click "select a location" and choose the closest location to you from the drop down menu.



## Free Library Cards and Ecards

For information on Library cards and ecards, click “Services” and then click “Library Card Registration” to see how to get a card and how you can use it!

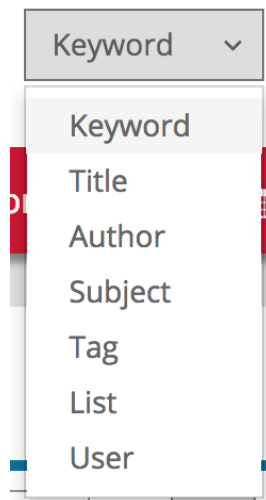
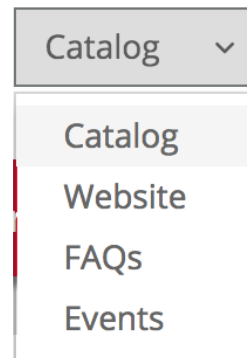
## Museum Passes

Did you know that you can visit many Boston museums for free by borrowing a museum pass for the library? Click on “Museum Passes” to find out how.

## Navigating the website

The easiest way to navigate the website is to use the search engine on the top of the page.

You can search from the Catalog , website, frequently asked questions or events by clicking where it says “Catalog” and choosing from the drop down menu.



You can make your search more or less specific by picking from the dropdown menu that says “Keyword”.

## Logging into your account

If you already have a library card, logging into your account is easy!

Click “Log in/ my BPL” in the upper right corner and put in the card number on the back of your library card and your pin.

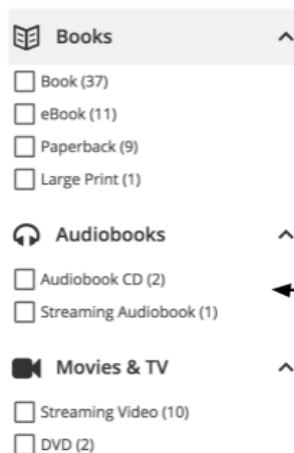
Follow the instructions to finish setting up your account



## Searching

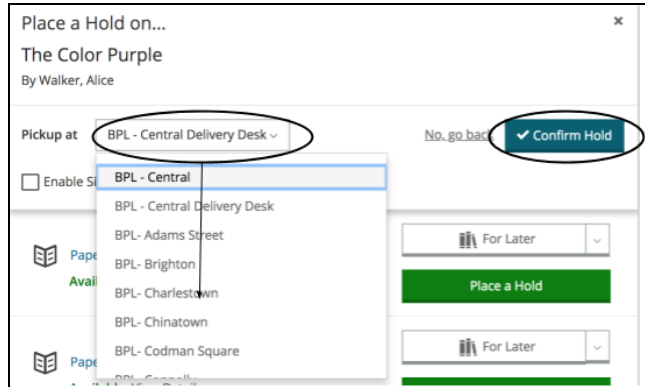
Now that you are logged in, you can search for things that you’d like to take out of the library and place them on hold.

For example, if I want to take out the book “The Color Purple” I would search the **Catalog** by **Titles** for the color purple:



You’ll see that there are many results, you can narrow them down using the categories on the left side of the screen.


When you've found the item you want to check out, click the green "Place a hold" button, choose the location you want to pick it up at, and click "Confirm Hold"



This same process can be used to find ebooks, audiobooks, videos and music.

### Associated apps and websites

The Boston Public Library also has free apps and websites you are able to log into with your library card.



These apps include Hoopla, OverDrive and Lynda. You can learn more about them by clicking "Books and More" and then "Downloadable Media" or see our tutorials on them.

### Other Resources

BPL offers many resources for many people beyond renting books. To see all of these resources, click "Services" and under "Services by audience" select the one that most applies to you and explore the page you are redirected to in order to see everything that is offered.



**Congratulations! You're ready to use the BPL Website!!**

